

Pricing information

ACTIVITY	FEE*
First withdrawal from FNB ATM only	FREE
FNB ATM withdrawal R20 – R500	R10.10
FNB ATM withdrawal R501 – R1000	R17.55
FNB ATM withdrawal R1001 – R3000	R26.25
Cash withdrawal at a retail store	FREE
Purchases at till points in retail stores	R1.75
FNB balance enquiry and Mini Statement	FREE
Cellphone banking transactions (Prepaid airtime, Data, Electricity, SMS bundle) per transaction	R1.50
Dormancy Fee per month, after 6 consecutive months of no transactions	R4.95
Monthly cardholder fee	FREE
FNB ATM declined transaction	R8.50
Saswitch (Other Bank) ATM withdrawals:	
Withdrawal Fee R20 – R500	R18.10
Withdrawal Fee R501 – R1000	R27.10
Withdrawal Fee R1001 – R4000	R36.25

		Transaction	Daily	Monthly
ATM	Withdrawals	*R5000	*R5 000	N/A
Retail	Cash Back	*R5 000	*R5 000	N/A
Retail	Purchase	*R25 000	*R25 000	*R25 000
Pre-paid	Electricity	*R1 500	*R1 500	*R1 500
Pre-paid	Airtime	*R1 500	*R1 500	*R1 500

*Up to your loan amount, maximum limit as per the table.

*Pricing correct at time of print. Prices are subject to change without prior notice.

**INTRODUCING
A CARD THAT'S
SMART LIKE YOU.**

cashconverters
4834 5210 5036 3208
02/22
VISA

cashconverters®

buy smart sell smart loan smart


www.cashconverters.co.za


**It's safer and more convenient
than cash. Now that's smart.**


Apply in-store.


www.cashconverters.co.za


How to use your **Cashies Card** to withdraw cash from an FNB ATM.

- 

1 RECEIVE ENVELOPE
Envelope contains Cashies Card and your secret PIN.
- 

2 GET SECRET PIN
Open envelope and peel off film to reveal your PIN as instructed.
- 

3 PROCEED TO FNB ATM
Insert your new Cashies Card into the ATM and follow prompts.
- 


4 ENTER SECRET PIN
Type in PIN when prompted. Select **Withdraw Cash**. Card will be blocked after 3 incorrect pin entries.
- 


5 WITHDRAW CASH
Select the amount of cash you want to withdraw.


Security tips:


- When Cash Converters gives you your PIN secret code, change it as soon as you can to your own secret code.
- Always keep your Cashies Card PIN code a secret.
- Report a lost or stolen card immediately by calling 087 575 9405.
- Cover your hand when you enter your PIN at the ATM or point-of-sale.


How to use your **cellphone** to withdraw cash at an FNB ATM.


- 


1 RECEIVE ENVELOPE
We'll confirm your cell number and give you a PIN.
- 

2 RECEIVE SMS
You will receive an SMS notifying you that you have been paid.
- 

3 CREATE OWN SECRET CODE
Dial *120*277# and enter the PIN. Follow the instructions to set your own secret code.
- 

4 SET UP YOUR ATM PIN
Select option 1. Then select **Withdraw Cash**. Then select **Get ATM PIN**.
- 

5 RECEIVE ATM PIN ON PHONE
You will receive a temporary ATM PIN which is valid for 16 hours.
- 

6 PROCEED TO FNB ATM
At an FNB ATM, select cardless withdrawal and then select eWallet.
- 

7 WITHDRAW CASH
Type in your cellphone number and PIN.